

Gear Guide

STEAM Along the Lakeshore
Activity Pack

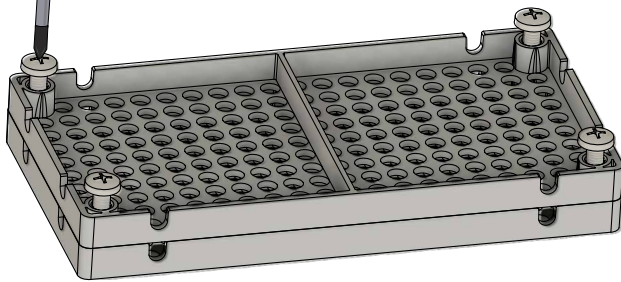


Wanna experiment with gears, make an Amusement Park Ride, Obstacle Course, or Kinetic Sculpture? Build your base and gears, and you're ready to go!

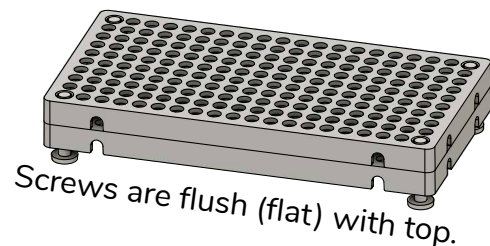
Build Your Base



Screw four 25 mm (1 in) screws into two stacked, upside down hole plates.



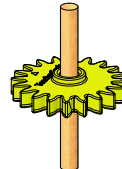
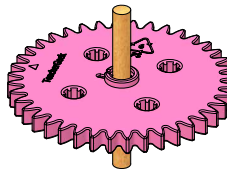
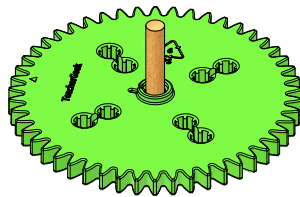
Flip your base around - make sure the screws don't stick out the top, and you're base is done!



Screws are flush (flat) with top.

Make Your Gears

Wiggle or tap a 5 cm (2 in) dowel into the center hole of each gear.

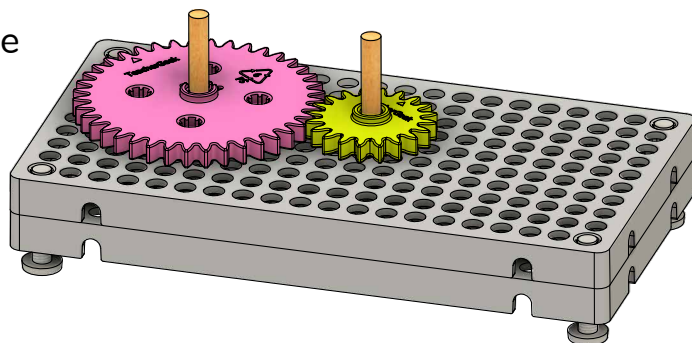



An adult might need to help with the smallest gear.

Test Them Out!

Mesh 2 (or more) gears on the hole plate so one gear turns the other.

Meshed Gears



Congratulations!
Your gears and base are done.